


# PQ Edge®

Precision Analysis of  
Power Quality



## Safeguard Mission-Critical Equipment Against Operational Risk and Downtime

In critical sectors like data centers and medical imaging, the reliability of high-tech electronics is paramount — and it hinges on power quality. Inferior or unreliable power, characterized by transients, harmonics and distortions, can lead to big problems like outages, flicker, equipment damage, loss of revenue and more.

## Enter the PQ Edge Power Analyzer

Designed to alert you to these risks the moment they happen, the PQ Edge® unlocks visibility into your power quality issues before they become a problem.

When assessing your electric power, the PQ Edge helps ensure poor power quality doesn't negatively impact your equipment.

## APPLICATIONS AND INDUSTRIES

- Medical imaging
- Grid edge
- EV charging stations
- Data centers
- Microgrids
- Manufacturing and production
- Food production and storage

## PQ Edge At a Glance


**Compact size, slim profile and connection layout** enable easy integration into existing electrical systems and uncomplicated embedding into machinery

**Class A power quality certified** per IEC 61000-4-30 Ed3 and Class 0.5 accuracy

**Current inputs — compatible with split core or Rogowski coils** — do not require an integrator

**Auto-configuration** allows for simple plug-and-play installation, connecting directly to voltages up to 750 Vac (L-N)

**Continuous monitoring and alerts** of power quality events, disturbances and trends, accessible via built-in web and email servers



## The Latest Addition to the Powerside Family

You may be familiar with our PQube® 3 flagship power analyzer. Both PQube 3 and PQ Edge offer best-in-class monitoring and analysis of power quality, with key differences to address specific use cases. **Here's how they compare:**

	PQ Edge®	PQube® 3
<b>HMI Display</b>	No display screen, Bluetooth connectivity, operation LED (flash mode), USB for data download	Touch screen, operation LED (flash mode), USB for data download
<b>Weight</b>	8.4 oz.	10.5 oz.
<b>Dimensions (L x W x H)</b>	5.52 x 3.78 x 2.38 in.	4.33 x 2.89 x 3.08 in.
<b>Voltage Channels</b>	4 voltage, up to 690V nominal	4 voltage, up to 690V nominal. Optional dual 3ph voltage with external module
<b>Current Channels</b>	4 current channels (333mV)	Up to 14 current channels (333mV & +/-10V)
<b>Analog/Digital/Relay/ENV Sensor</b>	1 X ENV2 probe for temperature, humidity, barometric pressure and 3-axis acceleration sensor	4 analog & 1 digital; 1-4 relays; 2 X ENV2 probes
<b>Memory &amp; Storage</b>	32GB internal storage, USB port, and cloud storage	Up to 32GB external, USB Port, and cloud storage
<b>Instrument Power Requirement</b>	24VAC or 24-48VDC	24VAC, 24-48VDC, or PoE (Module options for 110 to 240VAC)
<b>PQ Sample Rate &amp; Class</b>	512 samples/cycle @ 50/60Hz Class A	512 samples/cycle @ 50/60Hz Class A
<b>Harmonics; THD, TDD, THDI</b>	IEC 61000-4-7 Cl 1 up to 50th	IEC 61000-4-7 Cl 1 up to 50th
<b>Conducted Emissions Supraharmonics</b>	Range: 2 to 9 kHz 0 to 60Vpk, 200Hz bins	Range: 2 to 9 and 8 to 150kHz 0-60Vpk, 2000Hz bins
<b>Power &amp; Energy Class</b>	kWh Accuracy Cl 0.5 kVARh, kVAh, PF (DPF or TPF)	kWh Accuracy Cl 0.2 kVARh, kVAh, PF (DPF or TPF)
<b>Flicker</b>	IEC 61000-4-15	IEC 61000-4-15
<b>High-Frequency Impulse</b>	Not available	Up to 4 MHz
<b>Unbalance</b>	IEC, GB and ANSI methods	IEC, GB and ANSI methods
<b>Communication Protocols</b>	HTTP/FTP/DNP3/BACnet/SNMP/Emails	HTTP/FTP/DNP3/BACnet/SNMP/Emails

## Technical specifications

<b>Dimensions (L x W x H)</b>	5.52 in X 3.78 in X 2.38 in (14.02 cm X 9.60 cm X 6.04 cm), 1.8 in (3.5cm) DIN rail mountable
<b>Weight</b>	8.4 oz (238g)
<b>Operating Environment</b>	Temperature: -40 to +149°F (-40 to +65°C); humidity: 5 to 95% RH (inside use); altitude: <2000m above sea level
<b>Power Supply</b>	AC: 24 Vac ±10% at 50/60 Hz, 1.5A max; DC: ±24 to 48 Vdc ±10% (polarity independent), 1A max.
<b>Internal Memory</b>	32 GB
<b>Data Backup</b>	USB 2.0 thumb drive
<b>Clock Synchronization</b>	SNTP, NTP
<b>Output File Types</b>	Text, GIF, CSV, and IEEE 1159-3 PQDIF
<b>Communication Ports</b>	Ethernet RJ45 10/100 (optional external wireless or cell modem)
<b>Communication Protocols</b>	Modbus/TCP, DNP 3.0, SNMP with traps, BACnet, FTP or HTTP (secure FTPS and HTTPS, and email)
<b>Voltage</b>	
<b>Sampling Rate</b>	512 samples per cycle at 50 Hz/60 Hz (applies to voltage and current channels)
<b>Inputs</b>	4 (L1, L2, L3, N, E)
<b>Voltage Range</b>	0 to 750 Vac (L-N), 0 to 1300 Vac (L-L), impedance: 4.8MΩ
<b>Voltage Magnitude*</b>	L-L, L-N, L-E, and N-E. RMS over 1/2 cycle (Urms 1/2)
<b>Frequency*</b>	50 Hz, 60 Hz, 400 Hz
<b>Unbalance (negative &amp; zero sequence)*</b>	IEC, GB, and ANSI methods
<b>Flicker (Pinst, Pst, &amp; Plt)*</b>	IEC 61000-4-15
<b>Voltage Harmonic &amp; Interharmonic*</b>	Volt, or %H1, IEC 61000-4-7 Class 1, order up to 50th
<b>Total Harmonic Distortion (THD)</b>	%H1, IEC 61000-4-7
<b>Conducted Emissions (2-9 kHz)*</b>	Volts for L1-E, L2-E, L3-E: resolution 200 Hz bins, range 0 to 60 Vpk
<b>Current</b>	
<b>Inputs</b>	4 inputs (I1 to I4), differential; nominal input: 0.333 Vrms; impedance: 33.3 kΩ
<b>Current Magnitude*</b>	RMS refreshed 1/2 cycle (Irms 1/2)
<b>Peak Current</b>	RMS over 1 sec, 1 min, or user defined (3 min to 1 hr)
<b>Unbalance (negative &amp; zero sequence)*</b>	IEC, GB, and ANSI methods
<b>Current Harmonics &amp; Interharmonics*</b>	Amp, order up to 50th
<b>Total Demand Distortion (TDD)</b>	Amp, IEC 61000-4-7
<b>Total Harmonic Distortion (THD)</b>	%H1, IEC 61000-4-7
<b>Power</b>	
<b>Channels</b>	Calculated: 1 x 3 phase, or 4 single phase channels
<b>Total Power</b>	One 3-phase load
<b>Peak Power</b>	Intervals: 1 sec, 1 min or user defined (up to one hour)
<b>Reactive Power</b>	VAR (per-phase and total)
<b>Apparent Power</b>	VA (per-phase, peak, and total)
<b>Power Factor</b>	TPF or DPF method (per-phase and total)
<b>Energy</b>	
<b>Channels</b>	Calculated: 1 x 3 phase, or 4 single phase channels
<b>Energy (Import, Export, &amp; Net)</b>	kWh (per-phase and total); accuracy certified ANSI C12.20 Class 0.5 and IEC 62053-22 Class 0.5
<b>Reactive Energy (Import, Export, &amp; Net)</b>	kVARh (per-phase and total)
<b>Apparent Energy</b>	kVAh (per-phase and total)
<b>Environment sensors</b>	
<b>Inputs</b>	1 X ENV2 probe (USB port, shared with USB drive)
<b>Temperature</b>	-4 to 176°F (-20 to 80°C)
<b>Humidity</b>	0 to 100% RH
<b>Barometric Pressure</b>	Resolution better than 0.001 hPa
<b>Acceleration (x, y, &amp; z)</b>	(x, y, and z) ±2, ±4, or ±8 gravity ranges, trigger on shock/vibration, seismic


\*Meets or exceeds IEC 61000-4-30 Ed. 3 Class A

## PQ Edge + QubeScan

### See the How, When and Why Behind Power Quality Issues

Manage an entire fleet of PQ Edge power analyzers with QubeScan monitoring software. As each individual PQ Edge collects and interprets power quality data at the machine or facility level, QubeScan pools the data from all of your power analyzers — providing unprecedented visibility, analyses and custom reports.

- **Understand power and energy consumption**, trends, events and environmental parameters
- **Geolocate your fleet** with a map view of PQ Edge devices across equipment and facilities
- **Create tailored event alarms** for voltage dips, swells and other custom parameters
- **Optimize time and effort** with automatic compliance reporting and extended data recording functions
- **Monitor in realtime** with live meters, interactive charts and custom dashboards
- **Access months or even years of data** on a secure AWS cloud platform



## Keep Tabs on the Health of Your Power Supply

Don't let poor power quality disrupt the sensitive electronics your mission-critical applications depend on.

Request a demo of PQ Edge today.

[powerside.com/PQEdge](https://powerside.com/PQEdge)

## Contact Us

### United States

980 Atlantic Ave  
Alameda (CA) 94501  
1-888-736-4347

### Canada

7850 Trans-Canada Highway  
Saint-Laurent (QC) H4T 1A5  
1-877-333-8392

[sales@powerside.com](mailto:sales@powerside.com)  
[powerside.com](https://powerside.com)

